

Effect of Ply Thickness on Damage Mechanisms of Composite Laminates under Repeated Loading

Hafiz Tauqeer Ali

Department of Mechanical Engineering,
College of Engineering, Taif University,
Kingdom of Saudi Arabia

Sakineh Fotouhi

Department of Mechanical Engineering,
University of Tabriz,
Tabriz,
Iran

Roya Akrami

Your Engineered Structures LTD, Glasgow,
UK

Farzad Pashmforoushd

Department of Mechanical Engineering,
Faculty of Engineering, University of
Maragheh, Maragheh,
Iran

Ana Pavlovic

Department of Industrial Engineering,
University of Bologna,
Bologna,
Italy

Mohamad Fotouhi

School of Engineering,
University of Glasgow,
Glasgow,
UK

Barely visible impact damage (BVID) occurs in composite laminates subjected to low-velocity impact. They can then exhibit significant effect on mechanical performance of laminates. Previously, it is shown, analytically and experimentally, that BVID occurs at a critical energy level and below this energy level there is no induced damage. However, repeated impact may cause BVID even below the critical energy level. This paper is a novel investigation that deals with the cyclic behaviour of quasi-isotropic glass/epoxy laminated composites under indentation, which is a quasi-static version of low-velocity impact. In particular, this study aims to investigate the ply thickness effect on matrix crack-induced delamination damage in the case of laminated composites under cyclic quasi static indentation loadings. The effect of different parameters, such as load level and ply thickness, on the damage evolution were here investigated. Tests were performed according to the ASTM 7136 standard. Since the glass layer was translucent, it was also possible to visually inspect the matrix delamination during the tests. The laminates were subjected to load levels lower than the critical load level, while there was no evidence of damages when samples were indented just once. However, by increasing the number of cycles, matrix crack-induced delamination appeared in the samples. In brief, it was observed that the ply thickness and energy level have significant effects on the intensity of the induced damage.

Keywords: Glass/epoxy, laminates, low-velocity impacts, cyclic indentation, damage, delamination, critical energy level.

1. INTRODUCTION

Due to the excellent properties of composites, such as light-weight, high-strength and corrosion resistance [1], the use of these materials has increased drastically in a large assortment of multi-faced applications and market products [2], involving different industrial sectors and market segments such as aerospace and aircrafts [3, 4], automotive and motorbikes [5, 6] or their parts [7], sport equipment, architecture and interiors, energy and wind-farms, oil and gas, sailing and boat building [8, 9] or many others (Figure 1).

Composites, if wisely used [10], place the designer in a position to best exploit the peculiar characteristics of them [11, 12], such as the marked anisotropy in mechanical properties. It is not always possible to replace a more traditional material (such as steel or aluminum) with a composite material, but in case it is possible, the benefits in terms of products and processes can be incredibly significant.

Quite recently an increasing trend in the massive use of composites, especially carbon fibre reinforced polymers (CFRP), has been highlighted in the aerospace and aviation industries to enable the construction of very

light and efficient aircrafts.



Figure 1. Examples of the variety of applications of composite materials including aerospace, architecture, automotive, energy, marine, pipe & tank.

Despite the increasing usage of composite materials, poor impact and out of plane behaviour of these materials represent a challenging and yet unsolved obstacle, which limit the wider application of composite structures. Impact induced damage, and the problems associated with that, are the limiting design criteria for composite material in aeronautical structures [14, 15].

At the same time, impact induced damage in a laminated composite can be visible or non-visible [16,

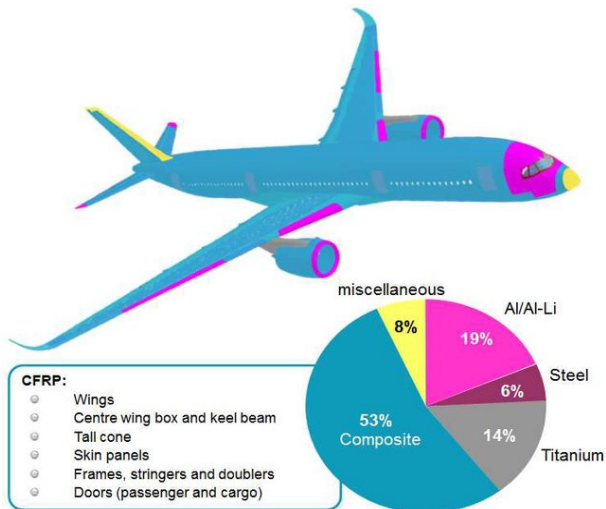
Received: November 2019, Accepted: January 2020

Correspondence to: Dr Mohamad Fotouhi
Lecturer, School of Engineering, University of
Glasgow, Glasgow, G12 8QQ, UK
E-mail: mohammad.fotouhi@glasgow.ac.uk
doi:10.5937/fme2002287T

© Faculty of Mechanical Engineering, Belgrade. All rights reserved

FME Transactions (2020) 48, 287-293 287

17]. High velocity and high energy impacts result in visible damage; while low velocity and low energy impacts cause invisible damage, improving the overall risk related to the use of composite parts.



The adoption of CFRP, higher than 50%, results in the reduction of fuel consumption in modern aircrafts, like, for example, in the case of Airbus A350 and Boeing 787 Dreamliner (Figure 2) [13].

Figure 2. Materials used Airbus A350 XWB [13]

Under low velocity impact loading conditions, the contact time is relatively long, which results in kinetic energy to be accommodated away from the contact point. However, high velocity impact loading generates concentrated type of response, leading to the dissipation of energy over a relatively small area [18].

For example, in an aircraft, accidents i.e. bird strike events and tool drop during manufacturing and maintenance can cause low-velocity impact (LVI) [19]. This accidental damage is usually categorised by the naked eye detectability (as illustrated in Figure 3) and compared to barely visible impact damage (BVID). BVID is a crucial concept concerning aircraft structures damage tolerance [20, 21]. It is evident how those aspects are relevant for safety and maintenance plans.




Figure 3. Effect of BVID on compression after impact strength [19].

LVI induced damage, in fact, might be left undetected and can cause severe reduction in the laminate strength and stiffness [22-24]. Figure 3 also shows the effect of this damage on compression after impact strength.

The need for impact resistant composites has pushed researchers to focus on the way for reducing impact induced damage and improving impact performance by different methods such as fibers properties [25, 26], matrix toughening [27, 28], laminate stitching [29], optimization of stacking sequence and braided fabric [30, 31], edge cap reinforcement [32], and interleaving the ply interfaces with ductile materials such as micro and nanoparticles – and films [33-38].

Different parameters such as laminate's in-plane dimensions, thickness, lay-up configuration, fibre direction and material properties were reported to be important factors in low-velocity impact behaviour and the evolution of impact induced damage [39-42]. By several authors, it was also reported that quasi-static indentation (QSI) and LVI tests induce similar damage mechanisms [43]. Consequently, QSI is often used as a replacement for the LVI to allow better evaluation of damage (as in [44]) also permitting to simplify experimental testing.

Fatigue of LVI is another challenging issue that has been investigated by some authors to evaluate the effect of this loading on the damage tolerance of composites [45]. It was reported that there exists a threshold critical energy above which the delamination damage occurs in laminated composite under just one impact.

When a laminated composite structure is under LVI cyclic loading, these transverse matrix cracks can join up and cause matrix crack-induced delamination damage (see Figure 4), even at energy levels much lower than the threshold critical energy that causes the barely visible delamination damage [46, 47].

Under the threshold critical energy, the number of fatigue cycles those can induce a critical damage level was used as a damage tolerance index for laminated composites [45].

Structural components made of composites are often subjected to cyclic indentation/impact and understanding their long-term behaviour is important as this could help to better design, and to predict their lifetime and schedule future maintenance. This damage mainly occurs at low stress levels during the lifetime of composite structures due to cyclic impact and indentation loadings [48].

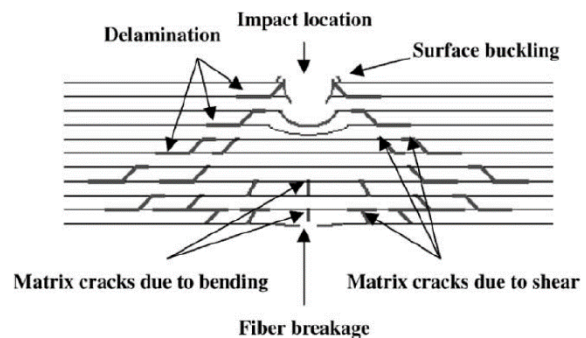


Figure 4. Schematic representation of LVI induced damage for a composite laminate [50].

Matrix crack-induced delamination damage can significantly reduce the residual strength as the accumulated damage size can be even higher than the damage size induced due to a high impact energy level [48, 49]. So, it is imperative to characterize and detect this damage extent under repeated LVI and QSI loadings.

In line with the aforementioned topics, the aim of this work is to investigate the effect of ply thickness on matrix crack-induced delamination damage in laminated composites under cyclic quasi-static indentation loadings. Specifically, the analysis deals with glass/ epoxy laminates under indentation, as a quasi-static version of low-velocity impact. Laminates were subjected to load levels lower than the critical load level while matrix delamination was inspected during the tests. By increasing the number of cycles, matrix crack-induced delamination appeared in the samples. The produced knowledge can help us in improving the impact performance and assure a safe and reliable operation.

2. EXPERIMENTAL PROCEDURES

2.1 Materials

Uni Directional (UD) Hexcel S-glass/8552 epoxy prepreg was used to manufacture the laminates. Those prepreps are specially formulated resin matrix systems that are reinforced with man-made fibres such as carbon, glass and aramid. Table 1 summaries the prepreg properties used.

The stacking sequence (SS) of the laminates is quasi-isotropic (QI) i.e. $[45_m/0_n/90_m/-45_m]_{ns}$ where m and n denote the varying values depending upon the type of layup used.

Table 2 summarises the values of m and n used in ply-blocked and sub-laminate lay-ups, where total number of 32 layers are used. The recommended dimensions of the sample are kept as 150 mm long and 100 mm wide in accordance with ASTM [51]. Figure 5 shows schematic of the geometry and angle of each ply in the investigated layups.

Table 1. Properties of the prepreg used.

Material	S-glass/8552 epoxy
E_{11} (GPa)	47.7
E_{22} (GPa)	12.3
G_{12} (GPa)	4.83
G_{IC} (N/mm)	1.00
Poisson's ratio (ν_{12})	0.28
Cured ply thickness (mm)	0.155
Areal weight (g/m^2)	190
Strain to failure (%)	3.87
Resin type	8552
Manufacturer	Hexcel

Table 2. Investigated layups.

Lay-up name	m	n	Thickness (mm)	
			Plate	Ply
Ply-blocked	2	2	4.96	0.310
Sub-laminate	1	4	4.96	0.155

Figure 6 shows the different stages of the manufacturing process aiming to produce laminates and sam-

ples: hand lay-up phase; applying vacuum; autoclave curing; cutting the cured plates.

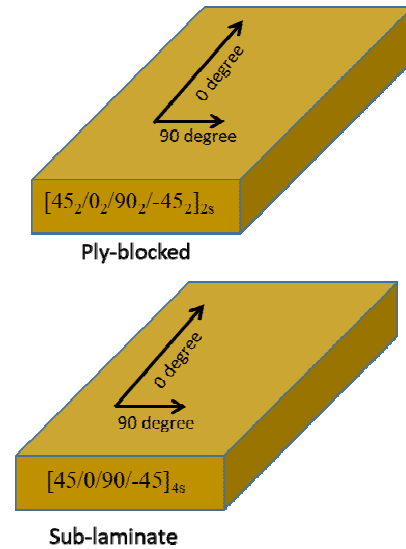


Figure 5. Schematic of the geometry and angle of each ply in the investigated layups.

2.2 Specimen manufacturing

The prepreps were laid up in the desired sequence. Particular attention was paid to the vacuum application phase which had the dual function of an initial consolidation of layers, but also (and above all) favouring the escape of molecules of air, trapped between the layers.



Figure 6. The experimental test set-up for the QSI tests.

The tool plates were then placed in autoclave for the thermal treatment. The recommended curing cycle was followed 8552 epoxy resin. Initially the laminate was cured at 110°C for 60 minutes. After that it followed for 120 minutes at 180°C under 0.69 MPa constant pressure.

After curing, tile cutter was utilised to cut the laminates into desired shapes and dimensions, in accordance with test standards and procedures.

For indentation testing, rectangular fixtures were used. The window of the fixture was 125 mm long while the width of it was 75 mm. This setup closely followed the ASTM D7136/D7136M [51] is the recommended test method for such type of set ups and was closely followed in this study. 3 samples from each configuration were tested to check the repeatability of the data.

2.3 Test procedure

All the quasi-static (QI) indentation tests reported in this manuscript were performed on Instron 8872 servo-hydraulic testing machine as shown in Figure 7. The machine has a universal hydraulic computer-controlled system. 25 kN load cell and a hardened steel indenter of 16 mm diameter was used for the testing of the samples.

Testing was conducted under displacement control and displacement control rate was kept at 1 mm/min. This loading rate remained same for loading and unloading phases, with immediate reloading. The displacement control was kept same for all the tests reported in this manuscript.




Figure 7. The experimental test set-up for the QSI tests.

3. RESULTS AND DISCUSSION

3.1 Quasi-static tensile test results:

A representative load-displacement plot for the overall behaviour of the S-glass/epoxy samples is shown in Figure 8. The samples were kept loaded until complete fibre failure occurred at their back face due to tension. The associated three region of degradation mechanism due to propagation and evolution can be summarised as following:

Region 1: Linear behaviour in the beginning of the loading phase is categorised under this region. The region has an elastic response and no underlying delamination damage in the laminate was noted in this region.

Region 2: In this region, the initiation and propagation phases are related. This results in losing local rigidity. This is very apparent by change in the load/displacement slope. This change in slope noted to be independent of the laminate

thickness. The number and size of delamination enhanced due to the high load in this region.

Region 3: In this final region, fibre failure at the back face of the sample under tension occurred and hence the drop.

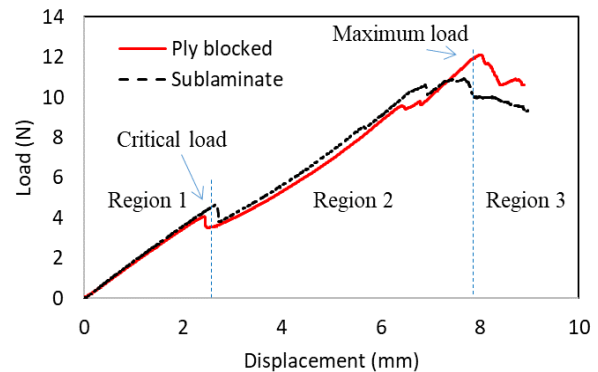


Figure 8. Typical load-displacement responses for the S-glass/8552 epoxy samples under quasi-static indentation.

3.2 Quasi-static cyclic indentation test results:

It is shown in Figure 8 that Barely Visible Impact Damage (BVID) occurs at a critical load level and below this load level there is no induced damage. However, repeated indentations may cause BVID even below the critical load level. To investigate this, as shown in Figure 9, various percentages of the critical load level were applied on the laminates to initiate delamination. Load levels for cyclic indentations were well below the critical load, at a load level of 80% and 90% of the critical load.

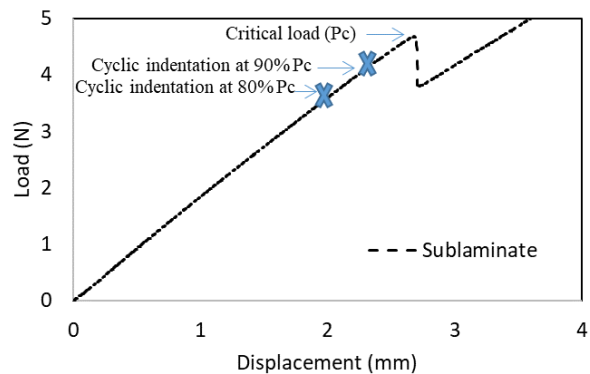


Figure 9. Typical load-displacement response for the sublimate S-glass/8552 epoxy sample under quasi-static indentation, and the cyclic indentation scenarios.

Since the glass layer was translucent, it was possible to visually see the matrix crack-induced delamination during the tests. Figure 10 shows the appearance of the samples after being under cyclic indentation for 300 cycles. The un-damaged areas appear brown, and the locally matrix-cracked and delaminated areas are visible as bright. The central area of the plate is under the indenter and appears to be brown due to the compressive load that hinders the damage appearance.

From Figure 10, the sub-laminate laminate has less visible damage and the damage size for the 80% and 90% cyclic indentations is very similar. However, the

ply-blocked laminate has higher indentation induced damage, and there is a higher damage area for the 90% cyclic indentation than the 80%. The difference between the sub-laminate and ply-blocked laminates is due to the change in their ply thickness, where the ply thickness for the ply-blocked laminate is two times higher than the sub-laminate sample. As a result, due to the low energy release rate, thinner ply in the sub-laminate sample had no microcracks and/or delamination.

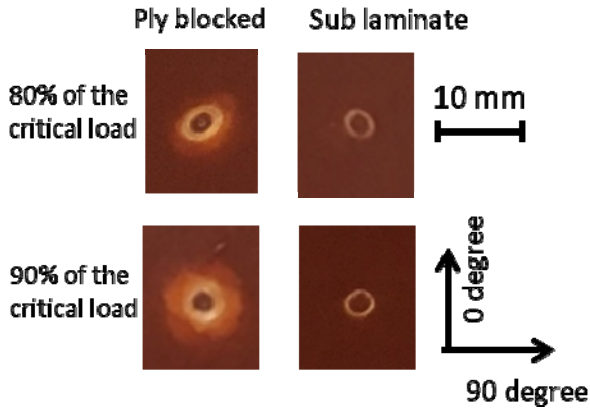


Figure 10. Appearance of the S-glass/8552 epoxy samples after 300 cyclic indentations.

Table 2. Investigated layups.

Experiment	Damage aread (mm ²)	STDV (%)
Ply-blocked-80%	10.5	12
Sub-laminate-80%	33.3	6
Ply-blocked-90%	10.2	7.5
Sub-laminate-90%	70.0	3

The induced damage areas are measured and plotted in Figure 11 and listed in table 3, for the comparison purpose, where it is clearly showing the significant difference in the damage size for different layups and load levels.

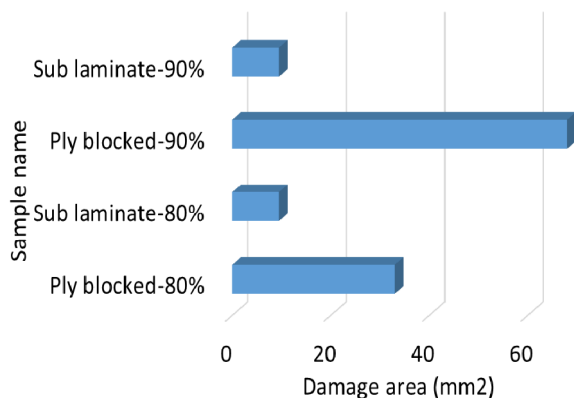


Figure 11: Measured damage area for the investigated samples.

4. CONCLUSION

In this manuscript, load level effect and ply thickness on the matrix crack-induced delamination damage is investigated for glass/epoxy laminates under cyclic quasi-static indentation loadings. The laminates were subjected to load levels lower than the critical load

level, the load that causes delamination, and there was no damage for the indented sample when indented just once. However, by increasing the number of cycles, matrix crack-induced delamination appeared in the samples. It was observed that the ply thickness and load level have significant effects on the intensity of the induced damage, where decreasing the ply thickness and load level resulted in a lower matrix crack-induced delamination area. The study suggests that ply thickness is an important parameter and should be considered when designing a laminate with high-performance in cyclic indentation and impact.

ACKNOWLEDGMENT

The authors would like to acknowledge Hexcel Corporation, for supplying materials, and Your Engineered Structures LTD, for providing technical support, for this research work.

REFERENCES

- [1] Lubin, G. *Handbook of composites*. Springer Science & Business Media, 2013.
- [2] Zweben C.H. and Beaumont P.W.R. (Editors): *Comprehensive Composite Materials II, 2nd Edition*, Elsevier Ltd., Amsterdam, 2018.
- [3] Jawaid, M. and Thariq, M. (Editors): *Handbook Sustainable Composites for Aerospace Applications*, Woodhead Publishing - Elsevier, Cambridge, 2018.
- [4] Rasuo, B.: An Experimental Methodology for Evaluating Survivability of an Aeronautical Constructions from Composite Materials: An Overview, *International Journal of Crashworthiness*, Volume 12, Issue 1, Taylor & Francis, London, pp. 9-15, 2007.
- [5] Friedrich, K. et al. Manufacturing aspects of advanced polymer composites for automotive applications. *Applied Composite Materials*, Vol. 20, No .2, pp. 107-128, 2013.
- [6] Minak, G., Brugo, T. M., et al.: Structural Design and Manufacturing of a Cruiser Class Solar Vehicle. *Journal of Visual Experiments*, Vol. 143, No. e58525, 2019, doi:10.3791/58525
- [7] Minak, G., Brugo, T.M. and Fragassa, C.: Ultra-high-molecular-weight polyethylene rods as an effective design solution for the suspensions of a Cruiser-Class Solar Vehicle, *International Journal of Polymer Science*, ID. 8317093, 2019, doi: 10.1155/2019/8317093
- [8] Zivkovic, I., Pavlovic, A., et al.: Influence of moisture absorption on the impact properties of flax, basalt and hybrid flax/ basalt fiber reinforced green composites. *Composites Part B: Engineering*, Vol. 111, pp 148-164, 2017.
- [9] Fragassa, C.: Engineering Design Driven by Models and Measures: the Case of a Rigid Inflatable Boat, *Journal of Marine Science and Engineering*, Vol. 7, No. 6, 2019; doi:10.3390/jmse7010006

- [10] Dinulović, M., Rašuo, B., Krstić, B. and Bojanić, A.: 3D random fiber composites as a repair material for damaged honeycomb cores, *FME Transactions*, Vol. 41, No. 4, pp. 325-332, 2013.
- [11] Beaumont P.W.R., Soutis C. and Hodzic A. (Editors): *Structural integrity and durability of advanced composites: Innovative modelling methods and intelligent design*, Woodhead Publishing - Elsevier, Cambridge, 2015.
- [12] Rasuo, B.: Experimental techniques for evaluation of fatigue characteristics of laminated constructions from composite materials: full-scale testing of the helicopter rotor blades, *Journal of Testing and Evaluation*, Vol. 39, No. 2, pp. 237-242, 2011.
- [13] FAST (Flight Airworthiness Support Technology) - Special Edition A350XWB. Airbus Technical Magazine, June 2013.
- [14] Fragassa, C., de Camargo, F.V., Pavlovic, A. Minak, G.: Explicit Numerical Modeling Assessment of a Basalt Reinforced Composite For Low-Velocity Impact. *Composites Part B: Engineering*, Vol. 163, pp. 522-535, 2019.
- [15] Silberschmidt, V.V: *Dynamic deformation, damage and fracture in composite materials and structures*, Woodhead Publishing, 2016.
- [16] Rotem, A.: The Strength of Laminated Composite Materials under Repeated Impact Loading, *Journal of Composites Technology and Research*, Vol. 10. No. 2, pp. 74-79, 1988.
- [17] Kreculj, D. and Rašuo, B.: Review of impact damages modelling in laminated composite aircraft structures, *Technical Gazette*, Vol. 20 No. 3, June 2013, pp. 485-495.
- [18] Cantwell, W.J and John, M.: The impact resistance of composite materials - a review. *Composites*, Vol. 22, No. 5, pp. 347-362, 1991.
- [19] Hundekari, R.R., Gururaja, S.S.: Low Velocity Impact Damage on CFRPs: A Parametric Study, *ASME International Mechanical Engineering Congress and Exposition*, Vol. 86228, pp. 103-114, 2012.
- [20] Rouchon, J: Certification of large airplane composite structures, recent progress and new trends in compliance philosophy, In: *7th International Council of the Aeronautical Sciences*, Stockholm, 1990.
- [21] Rouchon, J.: *Fatigue and damage tolerance aspects for composite aircraft structures*, Delft, 1995
- [22] Saeedifar, M., Najafabadi, M.A., Zarouchas, D., Toudeshky, H.H., Jalalvand, M.: Barely visible impact damage assessment in laminated composites using acoustic emission, *Composites Part B: Engineering*, Vol. 152, pp. 180 -192, 2018.
- [23] Lopes C. S., Seresta O., Coquet, Y., et al.: Low-velocity impact damage on dispersed stacking sequence laminates. Part I: experiments, *Composites Science and Technology*, Vol. 69, pp. 926-936, 2009.
- [24] Sjoblom, P. O., Hartness, J.T., Cordell, T. M.: On low velocity impact testing of composite materials, *Journal of Composite Materials*, Vol. 22, pp. 30-52, 1988.
- [25] Fragassa, C., Pavlovic, A. and Santulli C.: Mechanical and impact characterisation of flax and basalt fibre bio-vinylester composites and their hybrids. *Composites - Part B: Engineering*. Vol 137, pp. 247-259, 2018.
- [26] Rajasekar, R., Asokan, et al.: The Effect of Fibre Bridging on Mode I Interlaminar Fracture Toughness of Carbon-Aramid/Epoxy Intra-Ply Hybrid Laminates. *Tribology in Industry*, Vol. 41, No. 1, pp. 64-75, 2019.
- [27] Odagiri, N., Muraki, T. Obukuro, K.: Toughness improved high performance Torayca prepreg T800H/3900 series, *Proceedings of Society for the Advancement of Material and Process Engineering*, Anaheim, CA, Vol. 33, pp. 272-83, 1988.
- [28] Fragassa, C., de Camargo, V.F., et al.: Experimental evaluation of static and dynamic properties of low styrene emission vinylester laminates reinforced by natural fibres. *Polymer Testing*. Vol. 69, pp. 437-449, 2018.
- [29] Mignery, L. A., Tan, T.M. and Sun, C.T.: The use of stitching to suppress delamination in laminated composites, *ASTM STP 876, American Society for testing and materials*, 371-385, 1985.
- [30] Pagona, N.J. and Pipes, R.B.: The influence of stacking sequence on laminate strength, *Journal of Composite Materials*. Vol. 5, pp. 50-57, 1971.
- [31] Saghafi, H., Brugo, T., Zucchelli, A., et al.: Comparison the effect of pre-stress and curvature of composite laminate under impact loading. *FME Transactions*: Vol. 44, No. 4, pp. 353-357, 2016.
- [32] Howard, W. E., Gossard, T. and Jones, R.M.: Reinforcement of composite laminate free-edges with U-shaped caps, *AIAA Journal*, Vol. 27, pp. 610-623, 1989.
- [33] Robinette, E. J.: Toughening vinyl ester matrix composites by tailoring nanoscale and mesoscale interfaces. PhD Dissertation, Chemical & Biological Engineering Department, Drexel University: Philadelphia, PA, USA, 2006.
- [34] Sih, S. et al.: Improvement of damage resistance in laminated composites with electrospun nano-interlayers, *Composite Science and Technology*, Vol. 68, pp. 673-683, 2008.
- [35] Saghafi, H., Fotouhi, M. and Minak, G., Saeedifar, M.: Improvement of the impact properties of composite laminates by means of nano-modification of the matrix-A review, *Applied Sciences: Nanotechnology and Applied Nanosciences*, Vol. 8, pp. 2406-2413, 2018.
- [36] Fotouhi, M., Saghafi, H., Brugo, T. et al.: Effect of PVDF nanofibers on the fracture behavior of composite laminates for high-speed woodworking machines, In *Proceedings of the Institution of Mechanical Engineers, Part C: Journal of Mechanical Engineering Science*, Vol. 231, pp. 31-43, 2017.

- [37] Brugo, T., Minak, G., Zucchelli, A., et al.: An investigation on the fatigue based delamination of woven carbon-epoxy composite laminates reinforced with polyamide nanofibers, *Procedia Engineering*, Vol. 109, pp. 65-72, 2015.
- [38] Fotouhi, S., Clamp, J., et al.: Investigating polyethersulfone interleaved Glass/Carbon hybrid composite under impact and its comparison with GLARE, *Composite Structures*, Vol. 226, No. 111268, 2019.
- [39] Cantwell, W.J. and Morton, J.: Geometrical effects in the low velocity impact response of CFRP, *Composite Structures*, Vol. 12, pp. 39-59, 1989.
- [40] Fuoss, E., Straznicky, P.V. and Poon, C.: Effects of stacking sequence on the impact resistance in composite laminates - Part 1: Parametric study, *Composite Structures*, Vol. 41, pp. 67-77, 1998.
- [41] Caprino, G., Lopresto, V., Scarponi, C. and Briotti, G.: Influence of material thickness on the response of carbon-fabric/epoxy panels to low velocity impact, *Composite Science and Technology*, Vol. 59, pp. 2279-2286, 1999.
- [42] Fotouhi, M., Fragassa, C., Fotouhi, S., et al.: Damage Characterization of Nano-interleaved Woven CFRP Under Fatigue Loading. *Fibers*, Vol. 72, No. 13, 2019.
- [43] Aoki, Y., Suemasu, H. Ishikawa, T.: Damage propagation in CFRP laminates subjected to low velocity impact and static indentation, *Journal of Advanced Composite Materials*, Volume 16, pp. 45-61, 2007.
- [44] Kaczmarek, H. and Maison, S.: Comparative ultrasonic analysis of damage in CFRP under static indentation and low-velocity impact, *Composite Science and Technology*, Vol. 51, pp. 11-26, 1994.
- [45] Jang, B. P., Huang, C.T., Hseih, C. Y., et al.: Repeated Impact Failure of Continuous Fiber Reinforced Thermoplastic and Thermoset Composites, *Journal of Composite Materials*, vol. 25, pp. 1171-1203, 1991.
- [46] Abisset, E., Daghia, F., Sun, X. C., et al.: Interaction of inter- and intralaminar damage in scaled quasi-static indentation tests: Part 1 – Experiments. *Composite Structures*, Vol. 136, pp. 712-726, 2016.
- [47] Sun, X. C. and Hallett, S. R.: Barely visible impact damage in scaled composite laminates: Experiments and numerical simulations. *International Journal of Impact Engineering*, vol. 109, pp. 178-195, 2017.
- [48] Belingardi, G., Cavatorta, M. P. Paolino, D.S.: Single and repeated impact tests on fiber composite laminates: damage index vs. residual flexural properties. In *17th International Conference of Composite Materials, ICCM17*, Edinburgh, UK 2009.
- [49] David, A. W. and Donald, F.A.: Residual strength of a Carbon/Epoxy composite material subjected to repeated impact. *Journal of Composite Materials*, Vol. 22, pp. 749-765, 1988.
- [50] Tien-Wei, S. and Yu-Hao, P.: Impact resistance and damage characteristics of composite laminates, *Composite Structures*, Vol. 62, 193-203, 2003.
- [51] ASTM D7136-Standard Test Method for Measuring the Damage Resistance of a Fiber-Reinforced Polymer Matrix Composite to a Drop-Weight Impact Event; 2005.

УТИЦАЈ ДЕБЉИНЕ СЛОЈА НА МЕХАНИЗМЕ ОШТЕЋЕЊА КОМПОЗИТНИХ ЛАМИНАТА ПОД ПОНАВЉАНИМ ОПТЕРЕЋЕЊЕМ

Х.Т. Али, С. Фотухи, Р. Акрами, Ф. Пашмфорушд
А. Павловић, М. Футухи

Једва видљива оштећења приликом удара (БВИД) настају у композитним ламинатима који су изложени ударима при малим брзинама и могу показати значајан утицај на механичке перформансе ламината. Претходно је аналитички и експериментално показано да се БВИД дешава на критичном енергетском нивоу и испод овог нивоа енергије нема индукованих оштећења. Међутим, поновљени удар може изазвати БВИД чак и испод критичне бразне енергије. Овај рад је ново истраживање које се бави цикличним понашањем квази-изотропних стакло / епоксидних композита ламинираних под удубљењем, што је квази-статичка верзија удара мале брзине. Посебан циљ овог рада је да се истражи утицај дебљине слоја ламинарних композита на оштећења деламирања изазваног пуцањем на матрици под цикличним квази статичким оптерећењима. Овде је истражен утицај различитих параметара, као што су ниво оптерећења и дебљина слоја, на развој оштећења. Тестови су изведени према АСТМ 7136 стандарду. Пошто је стаклени слој био провидан, такође је било могуће визуелно прегледати одлагање матрице током тестова. Ламинати су подвргнути нивоу оптерећења нижем од критичног нивоа оптерећења док није било доказа о оштећењу када су узорци урезани само једном. Међутим, повећањем броја циклуса, у узорцима се појавила деформација изазвана пуцањем пукотина. Укратко, примећено је да дебљина слоја и ниво енергије имају значајан утицај на интензитет индукованог оштећења.