

# Experimental Investigations on Hydrogen Supplemented Pinus Sylvestris Oil-based Diesel Engine for Performance Enhancement and Reduction in Emissions

**P.S. Ranjit**

Aditya Engineering College, Surampalem,  
India

**S. S. Bhurat**

University of Petroleum & Energy Studies,  
Dehradun, India

**A.K. Thakur**

Lovely Professional University

**G.S. Mahesh**

Sri Venkateswara Engineering College,  
Tirupati, India

**M. Sreenivasa Reddy**

Aditya Engineering College, Surampalem,  
India

*The paper mainly aims at improving the performance and reduction in exhaust emissions of an indirect injection diesel engine fuelled with alternative and modern biofuel Pinus Sylvestris oil, which is traditionally oxygenated and obtained from the resins of the Pinus Sylvestris tree. Its physical and chemical properties are similar to the regular petro-diesel fuel and can be used without transesterification directly in diesel engines. On the other hand, a lower cetane value hampers its direct use in diesel engines. Hence, the experiment followed a complementary approach to supplementing small dosages of gaseous Hydrogen ( $\text{GH}_2$ ), which is highly flammable, colorless, odorless, and plenty available to overcome the demerits nature of emissions. Gaseous Hydrogen was inducted through the inlet manifold and controlled by Timed Manifold Injection (TMI) in 5% to 7% of the total energy with the step of 1%. In addition to  $\text{GH}_2$  supplementation, preheating the inlet air in the range of  $40^\circ\text{C}$  to  $60^\circ\text{C}$  with an increment of  $10^\circ\text{C}$  was allowed to suck through the same inlet manifold. Supplementation of 6%  $\text{GH}_2$  and  $40^\circ\text{C}$  preheated air showed better results than conventional diesel operations without any engine modifications. All required NFPA Class I Division 2 Group B standards in this experiment were considered during the handling and use of gaseous Hydrogen.*

**Keywords:** Pinus Sylvestris oil, Pine oil, Hydrogen, In-direct Injection, NFPA standards, Performance, and Emissions

## 1. INTRODUCTION

Unanimously reports coming from studies into alternative and renewable fuels expect an enormous fossil fuel demand by 2030, and the sudden rise in oil prices has already influenced these effects. Further, its environmental impact is a significant concern [1, 2]. Researchers started working on sustainable, reliable, and environmentally friendly alternative fuels to overcome these demerits concerning economic and environmental issues with fossil fuels. Further, using these alternative fuels may be in the straightway of its use or in the trans-esterified way or blending of either straight vegetable oil or its bio-diesel with conventional diesel operation. Biodiesel is one such option to replace conventional diesel. Biodiesel is produced through the trans-esterified process in different catalysts at different temperatures [3-7]. Due to their higher free fatty acids, some biodiesel preparations have touched the two-stage trans-esterification process [8, 9].

The use of this biodiesel had reduced the emissions like Smoke, HC, CO, and  $\text{CO}_2$ , and an increase in NOx was observed [10-13]. However, another set of

researchers executed their experimentation with micro-emulsion fuels. Drastic reduction in NOx was observed with a penalty on CO, HC, and thermal brake efficiency [14, 15]. Even alcohols, oxygenated and less Viscosity, and reduced emissions and combustion were enhanced from diesel engines [16]. On the other side, it is also reported that alcohols being less viscous, suffer from miscibility with diesel fuel [17]. Few researchers extended their work with Pinus Sylvestris in diesel engines. Pinus Sylvestris is stable concerning its use as well as storage. Being unique in this direction, its feedstock can be made available from the forest and, having physicochemical properties very close to diesel, can be blended directly with diesel fuel. It is evident from the literature; that more than 30,000 tons of Pinus Sylvestris are produced globally every year [18]. Hydrogen as a supplement with different alternative fuels also succeeded in using diesel engines with enhanced brake thermal efficiency and reduction in emissions [19-22].

However, using these alternative fuels to replace the conventional diesel operation had a penalty on engine performance due to its low heating value and higher Viscosity than Petro-diesel. The high-energy supplement hydrogen overcame such deficiency.

## 2. MATERIALS & METHODS

Pinus Sylvestris (PS) trees can rise to a height of between 40 and 80 meters and have a smooth crown and

Received: July 2021, Accepted: February 2022

Correspondence to: Prof. P.S. Ranjit, Dept. of Mechanical Engg., Aditya Engineering College, Aditya Nagar, Surampalem, E.G. Dist., Andhra Pradesh, India  
E-mail: psranjit1234@gmail.com

doi:10.5937/fme2201313R

© Faculty of Mechanical Engineering, Belgrade. All rights reserved

FME Transactions (2022) 50, 313-321 313

a dark reddish-brown bark that is strongly fissured. The leaves are needle-like, grey-green, and are found paired in twos. The flowers are orange-yellow, and the cones are pointed. This type of tree is widely called a commercial tree worldwide. *Pinus Sylvestris* is collected through a steam distillation operation from the pine tree's needles, twigs, and cones (also known as the Scottish Pine or Europe-an Pine). *Pinus Sylvestris* is light yellow and has a woody fragrance but watery Viscosity and alcohol. The bulk of the chemical composition of *Pinus Sylvestris* is made up of  $\alpha$ -terpinene and 3-carene. The expected production of *Pinus Sylvestris* by next year is more than 8,50,000 tons [23].

### 3. EXPERIMENTAL SETUP

Single Cylinder, 4 strokes, In-direct injection, water-cooled, lister vertical engine with 7.35 kW of power and a torque capacity of 63 N-m is attached to an eddy current dynamometer with a power output of 52 kW and a torque capacity of 91 N-m as shown in Figure 1. Additionally, injection timing at  $20^\circ$  bTDC and an

injection pressure of 175 bar were kept constant. Engine, dynamometer, and emission measurement device specifications are shown in Table 1 and are also listed in the earlier papers [21][32]. Physico- Chemical properties of test fuel and conventional diesel were enlisted in Table 2. Foreign materials and dust were filtered using a magnetic filter connected to the engine cooling system's eddy current dynamometer. The engine was operated for at least 20 minutes to steady the engine. When the *Pinus Sylvestris* Straight Vegetable Oil (PSSVO) is running, the engine was operated for at least 20 minutes after the test to filter out the current straight vegetable oil. In this way, all starting complications and injector concerns can be eliminated. AVL made the Di Gas 5000 model 5 gas analyzer and 437 model smoke meter to measure the exhaust emissions. However, the exhaust gas being a four-stroke, single-cylinder is not continuous; thus, an indigenously designed sampling unit was integrated between the engine and emission measuring equipment. Three times the average of readings was used [24-27] [33-36].

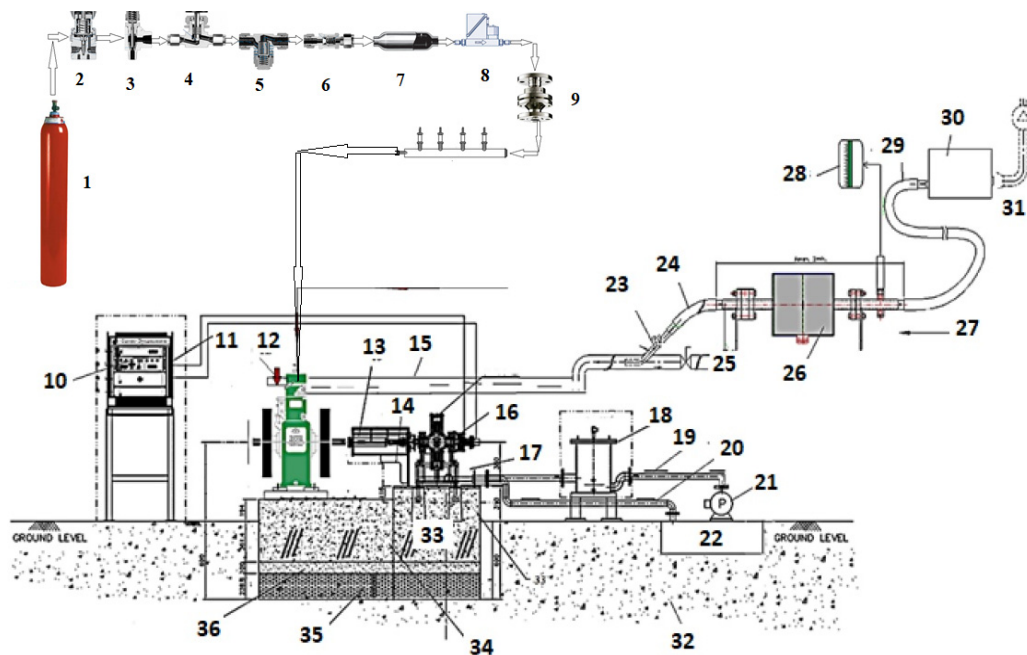
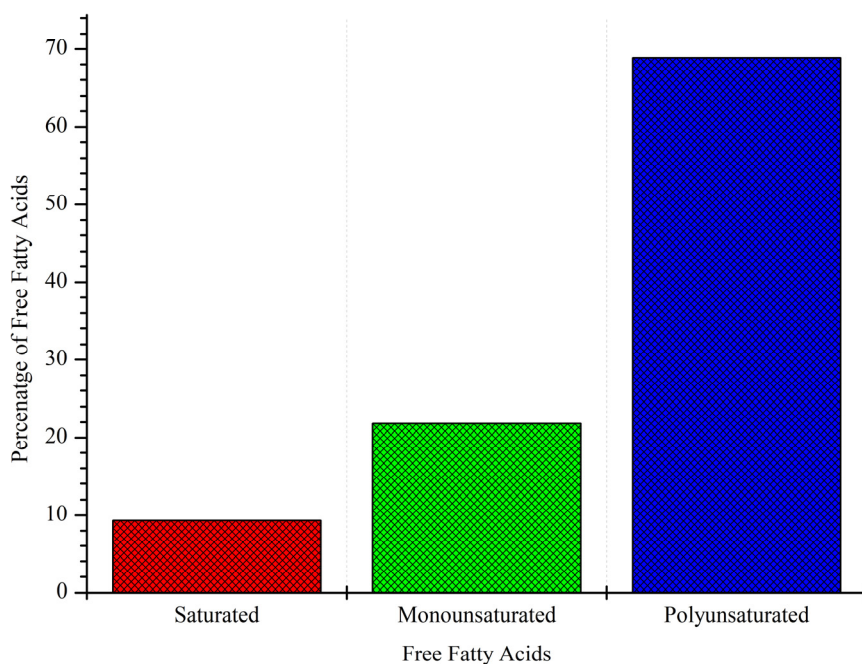


Figure 1 Engine Test Setup 1- GH<sub>2</sub> Cylinder, 2- Two-stage Pressure Regulator, 3-Relief Valve, 4-Two Way Valve, 5-Filter, 6-Non-Return Valve, 7-GH<sub>2</sub> Reservoir, 8-Mass Flow Controller, 9-Flame Arrester, 10-Dynamometer Controller Unit, 11-Diesel Engine, 12-GH<sub>2</sub> LLRF Introducing system, 13-Propeller Shaft Guard, 14-Exhaust Manifold, 15- Eddy Current Dynamometer, 16-Magnetic Pickup, 17-Magenetic Filter, 18-Sampling Probe, 19-Flexible Hose, 20-Exhaust Out, 21-Exhaust Damper, 22-Sampling System, 23-Flexible Hose, 24-Manometer, 25-Smoke Meter Sensor Unit, 26-Sump Tank, 27-Dynamometer Foundation, 28-Rubble Soiling (9"), 30-Thin Concrete Layer (4"), 31-Propeller Shaft Mounting, 32-Pump, 33-Inlet Pipe, 34-Outlet Pipe, 35-Soil, 36- Load Cell of Dynamometers



**Figure 2. Free Fatty Acids Composition**


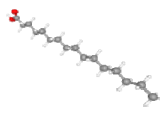
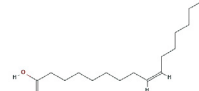
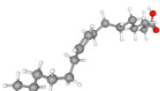
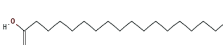
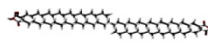
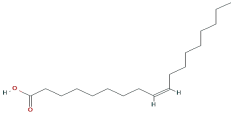
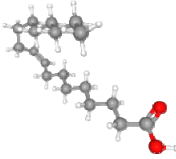
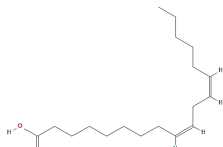
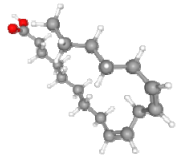
**Table 1 Technical Specifications of Engine Test Setup**

Description	Technical Specifications
Make	M/s. Field Marshal
Model	FMS10
Method of Injection	Indirect Injection
Number of Strokes	4
Cooling Method	Water Cooled
Other Specifications	Vertical, Lister type
Bore x Stroke ( cm <sup>2</sup> )	12 x 13
Injection Pressure ( bar)	175
Compression Ratio	17:1
Fuel Injection Timing ( Static )	20 <sup>o</sup> bTDC
Power Output ( kW )	7.35
Speed ( Constant )	1000 rpm
Bsfc ( kg/kW-hr)	0.265
Eddy Current Dynamometer	
Make	M/s. Dynamomerk Control
Model	EC-70
Power Range ( hp )	10 -70
Maximum Torque ( N-m )	91
Speed range	1000-10000 rpm
Water filter	Magnetic
Power Supply	DC excitation 60 V & 6 amps
Emission Measurement Equipment	
CO <sub>2</sub> , CO <sub>2</sub> , O <sub>2</sub> , NO <sub>x</sub> & HC	5 Gas analyzer
Make	AVL
Model	Di- Gas 4000 Light
Smoke	Smoke Meter
Make	AVL
Model	437
Sampling Unit	AVL make Indigenously designed

**Table 2. Physico- Chemical properties of Pinus Sylvestris Oil and conventional diesel**

Description	Pinus Sylvestris Oil	Conventional Diesel
Cetane Number	38.9	54
Oxygen Content	3-6	-
Density ( kg m <sup>-3</sup> )	890	828
Lower Heating Value (MJ/kg)	39.85	42.4
Kinematic Viscosity ( mm <sup>2</sup> Sec <sup>-1</sup> )	1.8	3.1

**Table 3. Free Fatty Acids of PSSVO**

Name of the Acid	Fatty Acid	Chemical Formula	Chemical Structure	Crystal Structure/3D conformer	% composition
Palmitic	C16:0	C16H32O2			4.72
Palmitoleic	C16:1	C16H30O2			0.17
Stearic	C18:0	C18H36O2			3.42
Oleic	C18:1	C18H34O2			19.42
Linoleic	C18:2	C18H32O2			61.39

### 3.1 Free Fatty Acids

To achieve the composition of Fatty Acids of neat Pinus Sylvestris oil, a Flame Ionization Detector-based wax column-type Gas Chromatograph was used along with a Nucon render Flame Ionization Detector, which resulted in the compositions shown in Table 3. PSSVO consists of unsaturated free fatty acids like 21.8 % Mono and 68.88% Polyunsaturated by its presence, and the rest is saturated, as shown in Figure 2.

### 3.2 Handing of Gaseous Hydrogen (GH<sub>2</sub>)

The 130 bar gaseous hydrogen in a 47-liter water capacity was held outside the test cell and the two-stage pressure regulator, which will reduce the pressure from 130 bar to 2 bar. Also, the relief valve is intended to be opened when the device pressure exceeds the fixed pressure (2 bar). Quarter turn ON/OFF Two-way Valve was added to shut off the gas flow if necessary. Later Hydrogen is allowed to move through the 7 Micron Filter to filter the gas's impurities. Even the non-return valve with a downstream pressure of 68.9 bar is familiar with the mechanism which restricts the gas flow in the opposite direction. A double-ended Hydrogen chamber with a pressure rating of 124 bar was initiated between the non-return valve and the mass flow controller, which serves as a gas reservoir and eliminates pulsation during hydrogen suction. Bronkhorst Thermal Mass Flow Controller has a spectrum of 0.16 to 8 gm/min with a pressure drop of 2 bar and the Totalizer device mounted in the rows. A flame arrester was given between the Mass Flow Controller and the Gas Hydrogen Injection Device to prevent fire incidents and avoid the Hydrogen's forward

movement during the backfire. All machinery comprises SS 316 with tubing and 1/4" OD compression fittings to prevent gas leakage and hydrogen compatibility [1-3].

## 4. RESULTS & DISCUSSIONS

Its performance and emission assessment were carried out to understand the compatibility of the selected fuel with the diesel engine. A detailed analysis was presented in the following sections.

### 4.1 Performance Assessment

#### 4.1.1. Brake Thermal Efficiency

Figure 3 depicts the variation of BTE with Engine load. As the load increases, BTE increases up to 80% load, which reduces after that. This behavior remains the same with all fuels. Maximum efficiency was achieved with all environments at 80% rather than full load. BTE of neat Pinus Sylvestris is slightly lesser than conventional diesel. Concerning supplementation of GH<sub>2</sub>, as GH<sub>2</sub> energy share increases, BTE increases at the maximum efficiency point. Maximum BTE of 27.44% was noticed at 7% GH<sub>2</sub> energy share, 2.73% higher than neat Pinus Sylvestris and 1.76% higher than the regular diesel operation.

However, at the same time, at this GH<sub>2</sub> share, the engine is experiencing more vibrations than in other environments. At the same time, as GH<sub>2</sub> share increases at part load, BTE was decreased due to the high self-ignition temperature of both the fuels and low cetane number of Pinus Sylvestris, leading to an increase in ignition delay. At the same time, 6% GH<sub>2</sub>



energy share, BTE of 26.29%, is also higher than the neat Pinus Sylvestris and conventional diesel without experiencing any vibrations by the engine. Hence, this application identified 6% GH<sub>2</sub> energy share as optimized GH<sub>2</sub> energy share.

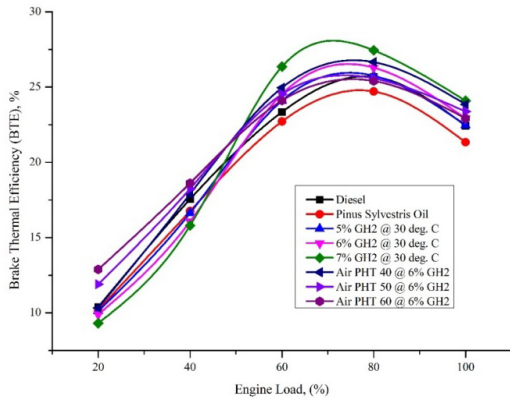


Figure 3. BTE Vs Engine Load

Further, the self-ignition temperature of both Pinus Sylvestris and GH<sub>2</sub> is another attempt called preheating the incoming air in the range of 40 °C to 60 °C with an increment of 10 °C. It is noticed that 40 °C showed better performance at 80% load than other preheating environments. As the temperature of the inlet air increases, the ignition delay is decreased compared to room temperature 30 °C, which enhances the combustion. Whereas further air inlet temperature increases, engine volumetric efficiency decreases, which causes reduced inefficiency. Part load, as the engine combustion chamber temperature increased due to the increase in air inlet temperature.

Hence, 6% GH<sub>2</sub> energy share and 40 °C air inlet temperature were considered the best efficiency compared to all other environments.

#### 4.1.2. Brake Specific Energy Consumption

Figure 4 expresses the variation of BSEC with engine load. At part load, the energy required to overcome the friction is high. However, at the maximum efficiency point, i.e., 80% load, minimum BSEC was observed in all conditions.

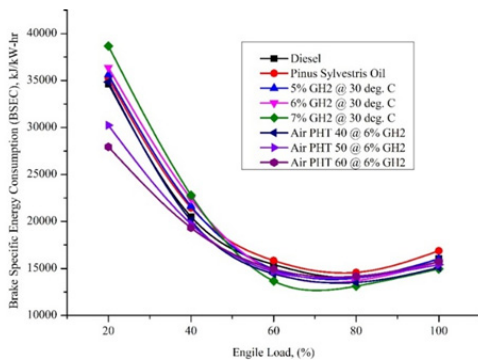


Figure 4 BSEC Vs. Engine Load

A minimum BSEC of 14.94 MJ/kW-hr was noticed with 7% GH<sub>2</sub> supplementation. However, the optimized efficiency of 15.09 MJ/kW-hr was recorded 340 kJ/kW-hr less than the conventional diesel and 953 kJ/kW-hr less than the neat Pinus Sylvestris.

## 5. EMISSION ASSESSMENT

### 5.1 Oxides of Nitrogen (NOx)

Figure 5 depicts the formation of NO<sub>x</sub> with a variation of engine load. It is observed that with increasing the engine load, NO<sub>x</sub> increased up to 80% load, i.e., maximum efficiency point and later at full load slightly reduced. This is due to the increase of combustion chamber temperature with increasing load and mixture becoming richer with increasing load, and PSSVO being oxygenated. However, at full load, being an IDI engine, a high surface to volume ratio due to maximum heat loss formation of NO<sub>x</sub> has deteriorated at full load. A maximum NO<sub>x</sub> of 471 ppm was noticed at 7% GH<sub>2</sub> energy share, 45 ppm higher than the neat PO and 31 ppm higher than the diesel operation. However, optimized efficiency point, i.e., 6% GH<sub>2</sub> energy share and preheated air temperature 40 °C, 462 ppm of NO<sub>x</sub> recorded, 36 ppm higher than neat PO 32 ppm higher than conventional diesel. Further, at GH<sub>2</sub> share, at part load, there is no significant rise in NO<sub>x</sub> was noticed due to high self-ignition temperatures of both PO and GH<sub>2</sub> and longer ignition delay. As load increases, the temperature inside the combustion chamber increases, which is sufficient to burn these fuels at moderate and peak loads, causing a rise in NO<sub>x</sub>.

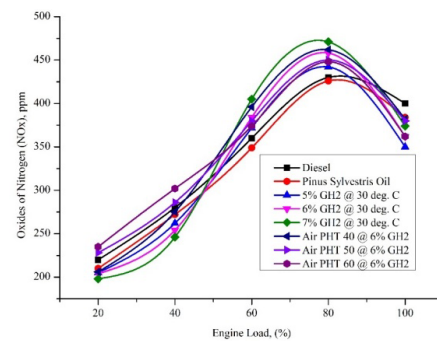


Figure 5 NOx Vs. Engine Load

Further, with increasing the preheating air temperature, NO<sub>x</sub> deteriorated due to lack of oxygen because of less volumetric efficiency.

### 5.2 Smoke

Figure 6 illustrates the Smoke emissions with varying engine loads. As the load increases, Smoke emissions increase due to a lack of oxygen. However, being PSSVO is oxygenated fuel, much difference was not identified in Smoke formation at full load. The marginal difference was noticed. However, part loads with GH<sub>2</sub> and preheated air increased smoke compared to conventional diesel. As the load increased to moderate and towards full load, smoke emissions were reduced. This is due to more oxygen available in the PO and the development of high temperature towards the full load oxidizing the smoke. At the optimized efficiency point (80% load, 6% GH<sub>2</sub>, and 40 °C Preheating air), Smoke of 22 HSU was registered, 10 HSU lesser than the conventional diesel, and 8 HSU lesser than the neat PSSVO. Concerning GH<sub>2</sub> supplementation, smoke emissions at 80% load decreased due to more amount of

GH<sub>2</sub> which participating in the combustion releases more heat, which is sufficient to oxidize the smoke. However, some were increased in preheating air due to deficient oxygen as the air gets heated up. Hence the reduction of smoke is due to the presence of inbuilt O<sub>2</sub> in the PO has promoted the oxidation of soot in the flame region of the spray and enhanced combustion due to its supreme fuel properties and further supplemented with high energy GH<sub>2</sub>. Even the C/H ratio of PSSVO oil is significantly less when compared to conventional diesel also will prevent the formation of soot and its precursors in the premixed combustion. A more pronounced premixed combustion phase for PSSVO in the event of longer ID has helped in the oxidation of soot.

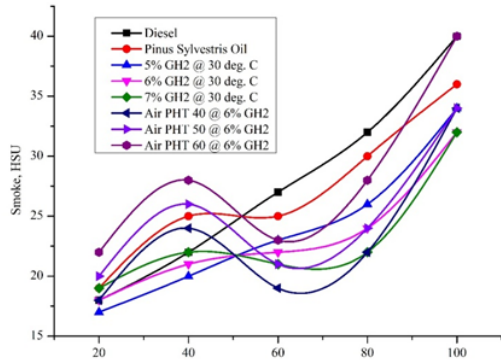


Figure 6 Smoke Vs. Engine Load

### 5.3 Carbon Monoxide

Figure 7 explains the formation of CO emissions with varying loads. As load increases, CO emissions increase due to a lack of oxygen for the available fuel. The same scenario was experienced with this experimentation. CO emissions were increased at part loads compared to diesel operation because of prolonged ID and lean burning of PSSVO. The longer ID reduces the in-cylinder temperature while the lean burning due to the dilution effect decreases the fuel to air ' $\phi$ ' to raise the CO emissions at part loads. This effect is slightly reduced with preheating the air as the ID, lean burning is slightly reduced, and even high self-ignition temperatures of both PO and GH<sub>2</sub> also influence more CO at part loads. As the load increased, the formation of CO with GH<sub>2</sub> and preheated air modes was reduced. The same can be noticed in Figure 6.

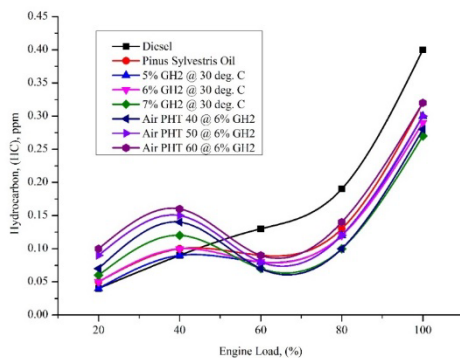


Figure 7. Co Vs. Engine Load

At the maximum efficiency point with 6% GH<sub>2</sub> energy share and 40 °C, CO of 0.1 % by volume was registered, 0.03 % and 0.09% by volume reduced with PO and regular petro-diesel. Reduction in CO emissions

is due to the promotion of oxidation of CO caused by higher in-cylinder temperature due to participation of high energy GH<sub>2</sub> and the intrinsic presence of Oxygen with PSSVO.

### 5.4 Hydrocarbon

The formation of unburned hydrocarbon in diesel engine combustion is still hypothetical [31]. Some sources are causing the formation of hydrocarbons like; engine crevices, physico & chemical properties of the fuel, air-fuel mixture quality. Figure 8 explains the formation of unburned hydrocarbons for various fuels at different engine loading conditions. From Figure 7, with conventional diesel operation, as load increases, HC emission increases linearly up to 80% load, and after 80 % load, a sharp increase was observed due to high heat transfer at this load leads to poor oxidation resulted in the steep rise in HC emissions at full load. At part load operations, maximum HC emissions were observed with pure Pinus sylvestris SVO, and GH<sub>2</sub> supplemented Pinus sylvestris due to non-proper participation of high self-ignition temperature of hydrogen at part loads. Further, a slight increase in air inlet temperature and lower HC emissions were observed at maximum efficiency.

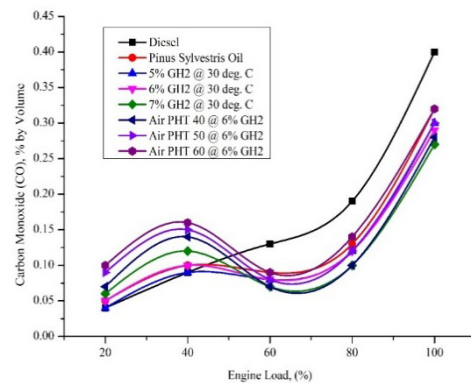


Figure 8 HC Vs. Engine Load

## 6. CONCLUSION

Use of unexplored Pinus Sylvestris SVO with 6% GH<sub>2</sub> energy share at preheated air temperature of 40 °C with 7.35 kW, water cooled, vertical lister indirect injection diesel engine revealed the following results:

- Maximum Brake Thermal Efficiency of 26.29% which is 0.61% higher than conventional diesel operation was achieved at 80% load rather than 100% due to its high surface to volume ratio leads higher heat transfer. Minimum Brake Specific Energy Consumption of 15.09 MJ/kW-hr, which is 340 kJ/kW-hr than the conventional diesel operation
- Higher NO<sub>x</sub> of 462 ppm recorded which is 32 ppm higher than the conventional diesel operation. There are two reasons responsible for formation of NO<sub>x</sub>. As unsaturated free fatty acids are higher in PSSVO oil leads to increase in chain length of unsaturation degree which may influence the adiabatic flame temperature causes raises in local combustion chamber temperature leads to formation of higher

NOx. Even supplementation of GH<sub>2</sub> also influences the raise of NOx.

- Smoke of 22 HSU was registered at the best efficiency point which is 10 HSU lesser than the conventional diesel operation. However at part loads, there is raise in smoke was observed due to longer chain length of PSSVO an increase in total mass particle emissions. Whereas at moderate and high loads participation of GH<sub>2</sub> enhances the combustion chamber temperature which influences the oxidation of soot particles at moderate and higher temperatures.
- At maximum efficiency point THC and CO of 6 ppm and 0.1% by volume which are 1 ppm and 0.09% lesser than the conventional diesel operation. Whereas at part loads application as fuel consists of higher boiling and melting points increased chain length can amplify the probability of soot and volatile organic compounds to form higher HC THAT ARE UNABLE TO VAPORIZE. EVEN INDUCTED GH<sub>2</sub> also not able to participate due to higher self-ignition temperature unable to burn at part loads.

Overall, the usage with pre-heated air to 40 °C and 6% GH<sub>2</sub> supplementation at 80% load demonstrated improved efficiency and reduction in emissions compared to traditional petro-diesel service.

#### ACKNOWLEDGMENT

The authors would like to thank the Ministry of New and Renewable Energy (MNRE), Government of India (GoI), New Delhi, for supporting the infrastructure under the financially sponsored Project No. MNRE. No. 103/143/NT to execute the experimentation and the University of Petroleum & Energy Studies(UPES), Dehradun, allows us to conduct the experimental work.

#### ACRONYMS AND ABBREVIATIONS

PSSVO	Pinus Sylvestris Straight Vegetable Oil
HC	Hydrocarbon
CO	Carbon Monoxide
CO <sub>2</sub>	Carbon Dioxide
OD	Outer Diameter
BTE	Brake Thermal Efficiency
GH <sub>2</sub>	Gaseous Hydrogen
BSEC	Brake Specific Fuel Consumption
Ppm	Parts per Million
IDI	In-direct Injection
HSU	Hartridge Smoke Units
O <sub>2</sub>	Oxygen
C/H	Carbon to Hydrogen Ratio
MNRE	Ministry of New and Renewable Energy
UPES	University of Petroleum & Energy Studies
GoI	Government of India

#### REFERENCES

[1] Kjarstad, J. and F. Johnson, Resources and Future supply of Oil. Energy Policy 2009, 2009. 37: p. 441-64.

- [2] Rakopoulos, C.D., et al., Investigating the emissions during acceleration of a turbocharged diesel engine operating with bio-diesel or n-butanol diesel fuel blends. Energy, 2010. 35(12): p. 5173-5184.
- [3] Mohibbe Azam, M., A. Waris, and N.M. Nahar, Prospects and potential of fatty acid methyl esters of some non-traditional seed oils for use as biodiesel in India. Biomass and Bioenergy, 2005. 29(4): p. 293-302.
- [4] Singh, S.P. and D. Singh, Biodiesel production through the use of different sources and characterization of oils and their esters as the substitute of diesel: A review. Renewable and Sustainable Energy Reviews, 2010. 14(1): p. 200-216.
- [5] Perkins, L., C. Peterson, and D. Auld, Durability testing of transesterified winter rape oil (Brassica napus L.) as fuel in small bore, multi-cylinder, DI, CI engines. SAE transactions, 1991: p. 545-556.
- [6] Ramadhas, A., S. Jayaraj, and C. Muraleedharan, Use of vegetable oils as IC engine fuels—a review. Renewable energy, 2004. 29(5): p. 727-742.
- [7] Kusdiana, D. and S. Saka, Kinetics of transesterification in rapeseed oil to biodiesel fuel as treated in supercritical methanol. Fuel, 2001. 80(5): p. 693-698.
- [8] Wimmer, T., Process for the production of fatty acid esters of lower alcohols. 1995, Google Patents.
- [9] Mittelbach, M. and P. Tritthart, Diesel fuel derived from vegetable oils, III. Emission tests using methyl esters of used frying oil. Journal of the American Oil Chemists' Society, 1988. 65(7): p. 1185-1187.
- [10] Lin, Y.-f., Y.-p.G. Wu, and C.-T. Chang, Combustion characteristics of waste-oil produced biodiesel/diesel fuel blends. Fuel, 2007. 86(12): p. 1772-1780.
- [11] Zhang, X., et al., Characteristics of combustion and emissions in a DI engine fueled with biodiesel blends from soybean oil. 2008, SAE Technical Paper.
- [12] Deepak Agarwal, S.S., Avinash Kumar Agarwal, Experimental investigation of control of NOx emissions in biodiesel-fueled compression ignition engine. Renewable Energy, 2006. 31: p. 2356-2369.
- [13] Wu, F., et al., Effects of different biodiesels and their blends with oxygenated additives on emissions from a diesel engine. 2008, SAE Technical Paper.
- [14] Subramanian, K.A., A comparison of water–diesel emulsion and timed injection of water into the intake manifold of a diesel engine for simultaneous control of NO and smoke emissions. Energy Conversion and Management, 2011. 52(2): p. 849-857.
- [15] Tzirakis, E., et al., Diesel-water emulsion emissions and performance evaluation in public buses in Attica Basin. 2006, SAE Technical Paper.

- [16] De Caro, P.S., et al., Interest of combining an additive with diesel-ethanol blends for use in diesel engines. *Fuel*, 2001. 80(4): p. 565-574.
- [17] Yilmaz, N. and T.M. Sanchez, Analysis of operating a diesel engine on biodiesel-ethanol and biodiesel-methanol blends. *Energy*, 2012. 46(1): p. 126-129.
- [18] Seidel, A., *Kirk-Othmer chemical technology of cosmetics*. 2013: John Wiley & Sons.
- [19] P.S. Ranjit, Studies on Hydrogen Supplementation of SVO Operated IDI CI Engine for Performance Improvement and Reduction in Emissions, in *Mechanical Engineering*. 2014, University of Petroleum & Energy Studies: Dehradun. p. 135.
- [20] P.S. Ranjit, P.K. Sharma., and M. Saxena, Experimental Investigations on influence of Gaseous Hydrogen(GH<sub>2</sub>) Supplementation in Indirect Injection (IDI) Compression Ignition engine fuelled with Pre-Heated Straight Vegetable Oil(PHSVO) *International Journal of Scientific & engineering Reserach (IJSER)*, Oct. 2014. 5(10).
- [21] Ranjit, P. S. and V. Chintala, Impact of liquid fuel injection timings on gaseous hydrogen supplemented-preheated straight vegetable oil (SVO) operated compression ignition engine. *Energy Sources, Part A: Recovery, Utilization, and Environmental Effects*, 2020: p. 1-22.
- [22] Ranjit, P.S., S. Kumar Dash, and V. Venkata Kamesh, Experimental Investigation on Influence of Injection Pressure on Gaseous Hydrogen Supplemented SVO operated IDI CI Engine. *Materials Today: Proceedings*, 2021.
- [23] Vallinayagam, R., et al., Combustion performance and emission characteristics study of pine oil in a diesel engine. *Energy*, 2013. 57: p. 344-351.
- [24] P.S. Ranjit, N.K., Mukesh Saxena et al., Studies on Combustion and Emission Characteristics of an IDI CI Engine by Using 40% SVO Diesel Blend Under Different Preheating Conditions. *Global Journal of Research Analysis (GJRA)*, May 2014. 1(21): p. 43-46.
- [25] P.S. Ranjit, N.K., Mukesh Saxena et al, Studies on influence of Turbocharger on Performance Enhancement and Reduction in Emissions of an IDI CI engine. *Global Journal of Research Analysis (GJRA)*, May 2014. 1(21): p. 239-248.
- [26] P.S. Ranjit, N.K., Mukesh Saxena et al., Studies on various Performance, Combustion & Emission Characteristics of an IDI CI Engine with Multi-hole injector at different Injection Pressures and using SVO-Diesel blend as fuel. *International Journal of Emerging Technology and Advanced Engineering (IJETAЕ)*, April 2014. 4(4): p. 340-344.
- [27] Ranjit, P.S., et al., Experimental Investigations on Schleicher Oleosa (SO) based biodiesel operated Indirect injection (IDI) diesel engine for Performance Enhancement and Reduction in Emissions. *IOP Conference Series: Materials Science and Engineering*, 2021. 1057(1): p. 012036.
- [28] P.S. Ranjit and M. Saxena, Prospects of Hydrogen utilization in Compression Ignition Engines- A Review. *International Journal of Scientific Research (IJSR)*, Feb 2013. 2(2): p. 137-140.
- [29] P.S. Ranjit and M. Saxena, State-of-the-art of Storage and Handling issues related to High Pressure Gaseous Hydrogen to make use in Internal Combustion engines. *International Journal of Scientific & Engineering Research (IJSER)*, Sept. 2012. 3(9): p. 1-17.
- [30] Bhurat, S.S., et al., Technical barriers and their solutions for deployment of HCCI engine technologies – A review. *International Journal of Ambient Energy*, 2019: p. 1-43.
- [31] Rakopoulos, C., et al., Performance and emissions of bus engine using blends of diesel fuel with biodiesel of sunflower or cottonseed oils derived from Greek feedstock. *Fuel*, 2008. 87(2): p. 147-157.
- [32] Ranjit, P. and V. Chintala, Direct utilization of preheated deep fried oil in an indirect injection compression ignition engine with waste heat recovery framework. *Energy*, 2021: p. 122910.
- [33] Gritsenko, A., et al., Test diagnostics of engine systems in passenger cars. *FME Transactions*, 2020. 48(1): p. 46-52
- [34] Shepelev, V., A. Gritsenko, and G. Salimonenko, Control of hydrocarbon emissions when changing the technical condition of the exhaust system of modern cars. *FME Transactions*, 2021. 49(3): p. 749-755.
- [35] Gritsenko, A., et al., Environmental control and test dynamic control of the engine output parameters. *FME Transactions*, 2020. 48(4): p. 889-898
- [36] Nestorović, D., et al., Engine and road tests of blends of biodiesel and diesel fuel. *FME Transactions*, 2012. 40(3): p. 127-133

---

**ЕКСПЕРИМЕНТАЛНА ИСПИТИВАЊА ДИЗЕЛ  
МОТОРА НА БАЗИ УЉА ПИЛУС СИЛВЕС-  
ТРИС СА ДОДАТКОМ ВОДОНИКА ЗА ПО-  
БОЉШАЊЕ ПЕРФОРМАНСИ И СМАЊЕЊЕ  
ЕМИСИЈА**

**П.С. Ранџит, С.С. Бурат, А.К. Такур, Г.С. Мареш,  
М.С. Реди**

Рад углавном има за циљ побољшање перформанси и смањење емисија издувних гасова дизел мотора са индиректним убризгавањем који користи алтернативно и модерно биогориво уље Пилус Силвестрис, које је традиционално оксигенирано и добијено од смола дрвета Пилус Силвестрис. Његова физичка и хемијска својства су слична обичном петро-дизел гориву и могу се користити без трансестерификације директно у дизел моторима. С друге стране, нижа цетанска вредност зависи од његове директне употребе у дизел моторима. Дакле, експеримент је пратио комплементарни приступ допуњавању малих доза гасовитог водоника (ГХ<sub>2</sub>), који је веома запаљив, безбојан, без мириса и доста



доступан за превазилажење штетне природе емисија. Гасовити водоник је индукован кроз улазну грану и контролисан временским убризгавањем у разводник (ТМИ) у 5% до 7% укупне енергије са кораком од 1%. Поред додавања ГХ2, претходно загревање улазног ваздуха у опсегу од 40 0Ц до 60 0Ц са прирастом од 10 0Ц је дозвољено да усисава

кроз исти улазни разводник. Додатак 6% ГХ2 и 40 0Ц претходно загрејаног ваздуха показао је боље резултате од конвенционалних дизел операција без икаквих модификација мотора. Сви потребни стандарди НФПА класе И дивизије 2 групе Б у овом експерименту су узети у обзир током руковања и употребе гасовитог водоника.